

# YM monkey housing



- Paired housing for up to 24 Taiwanese macaques
- Humidity / temperature / auto-water / security doors
- Environmental enrichment (DVDs, toys, natural scenery)
- 2 veterinarians + dedicated monkey technician
- PI with over 15 years of primate experience
- Conforms to AAALAC, Guidelines, and MIT/ Yale/ RIKEN SOPs



# Large animal surgery and necropsy





- Aseptic surgeries in a dedicated surgical room
- HEPA airflow, epoxy floors
- Downdraft necropsy table
- ENT surgical microscope (Leica 695M), Surgical lamp
- EEG, EKG, CO<sub>2</sub>, BP, pO<sub>2</sub>, respirator, IV pumps, water-based heating pad, vibration isolation table
- Isoflurane / N<sub>2</sub>O / Fentanyl / Pentothal anesthesia
- Optical imaging (OI 3001M camera system)
- 256-channel neurophysiology system for spikes+LFPs (TDT System 3)



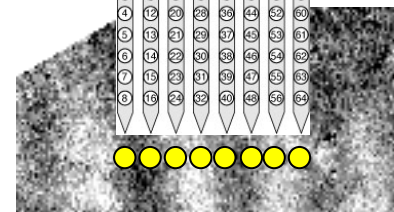
# Image-guided multi-electrode recording in Taiwanese macaques



Optical imaging



Blood vessels



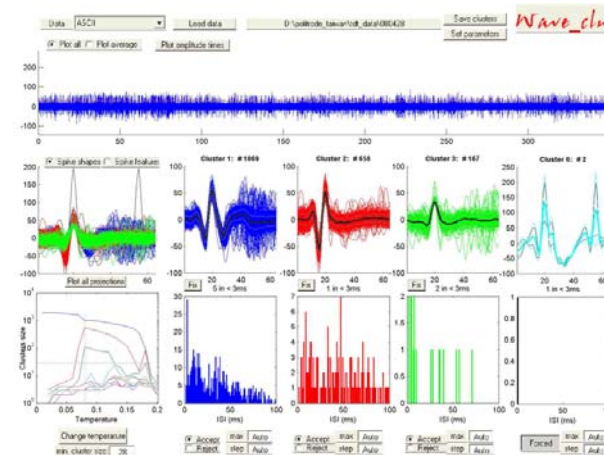

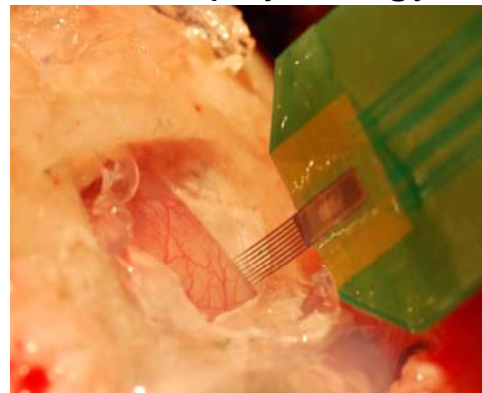
Ocular dominance



Orientation



Electrophysiology



Spike sorting